



**Noise Reduction Rating 21** DECIBELS  
(WHEN USED AS DIRECTED)

THE RANGE OF NOISE REDUCTION RATINGS FOR BEST HEARING PROTECTION IS APPROXIMATELY 15 TO 20 HIGHER NUMBERS DENOTE GREATER PROTECTION

One O'H.L.L.C. Naples, FL 34110      FLUGZ

Labels are provided at the time of the sale per EPA regulation 40 CFR PART 211. Subpart

Individual and Summary Attenuation Data for Hearing Protective Devices  
Test Method: ANSI S3.19-1974 Model: FLUGZ Position: Insert Date: 1/16/2015

Frequency in Hertz	125	250	500	1000	2000	3150	4000	6300	8000
MEANS	24.8	22.8	26.0	27.6	36.0	37.3	38.5	39.4	36.4
STD. DEV.	4.1	2.7	4.9	3.6	4.3	3.8	3.4	4.2	4.8

To learn more visit [FLUGZ.com](http://FLUGZ.com)  
For questions or comments  
please contact: [info@FLUGZ.com](mailto:info@FLUGZ.com)

Look for **FLUGZ** at your industrial and outdoor equipment supplier.  
Pick up a pair or two... one for the truck console, gun case, work bench or toolbox.

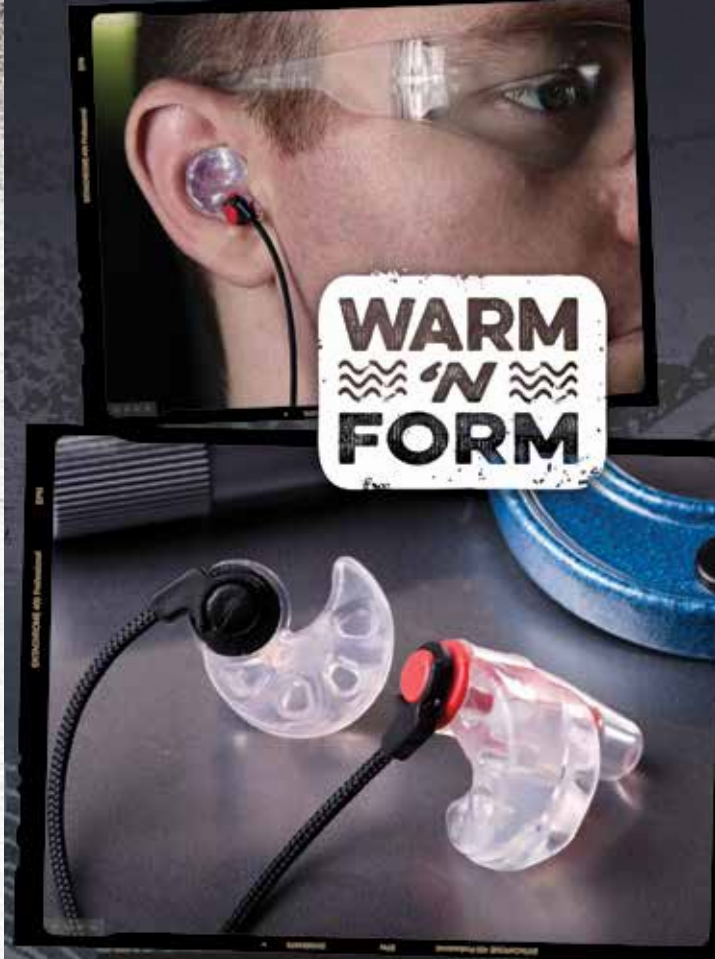
**FLUGZ™**

**FORMABLE HEARING PROTECTION**

1479 Rail Head Blvd Naples, FL 34110  
239-431-8707

**MADE IN THE USA**

© 2015 FLUGZ



**FLUGZ™**

*Formable Hearing Protection*

**FLUGZ™**

**The hearing protection you've been looking for.**

**NRR 21**

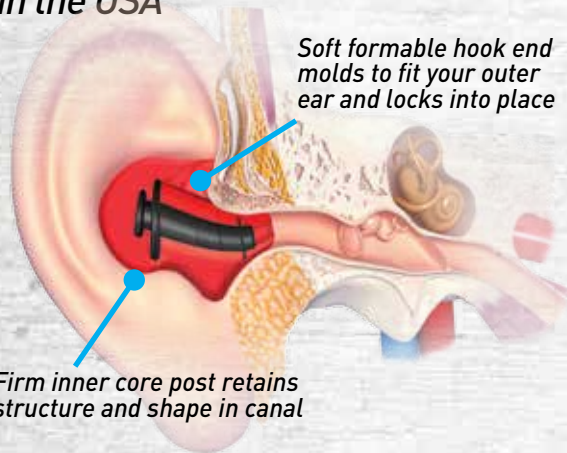
**MADE IN THE USA**

*"The most important factor when choosing a hearing protection device, is to choose one that will be comfortable and that you will want to wear!"*

—National Hearing Conservation Association

## FLUGZ KEY FEATURES

- **Simply Warm 'n Form... that's it**
- **Get the comfort of a custom fit in less than a minute**
- **Reform Flugz as often as you like**
- **NRR 21 — preferred protection allows for situational awareness**
- **Designed and developed by industry engineers; proudly manufactured in the USA**



*"...if the HPD is uncomfortable, the worker isn't going to wear it properly. It's often said and is worth repeating that the "best" hearing protector is the one that is worn correctly and consistently whenever the worker is exposed to hazardous noise."*

— March 2014 issue of Occupational Health & Safety



### Four colors

Flugz are available in clear, bright red, safety orange and black. The posts are color specific: Red for the right ear, black for the left.



Use the Flugz canister for forming and keep it for safe and clean storage. The package includes a lanyard and step by step guide to forming and fitting.

Recommended for ages 12 and up.  
FLUGZ were developed and are proudly manufactured in the USA.

**"Custom Fit hearing protection is the best way to protect your ears"**

- North American Hunter

### Before forming

Flugz are designed to soften and then fill and conform to the unique shape of your outer ear.



### After forming

When Flugz become firm, they will hold an irregular shape. Your Flugz will easily slip in and out of your ear. They are so comfortable, in fact, some folks say they forget they're there!

### How to form and fit your new pair of FLUGZ

For best results, we recommend forming and fitting your own ear, one FLUGZ at a time. When you're finished wearing your FLUGZ, simply rinse clean in mild tap water, dry and store in their own container.




Fill with water and microwave on high for 30 seconds.



Drain the water and gently blow dry for a few seconds.



Reach your opposite hand over your head... and pull your outer ear up to open your ear passage.



Place the FLUGZ in your earway and gently push into place. Repeat steps for your other ear.